

ENABLE 2FA FOR NEW USERS

If you encounter any problems while following this procedure, please contact us for assistance at support@silverbullion.com.sg or call us at [+65 6100-3040](tel:+6561003040), [+1 \(848\) 285-5466](tel:+18482855466) (US callers), [+44 114 697 7458](tel:+441146977458) (UK callers), [+31 970 102 57458](tel:+3197010257458) (EU callers), [+61 480 097 458](tel:+61480097458) (AU callers).

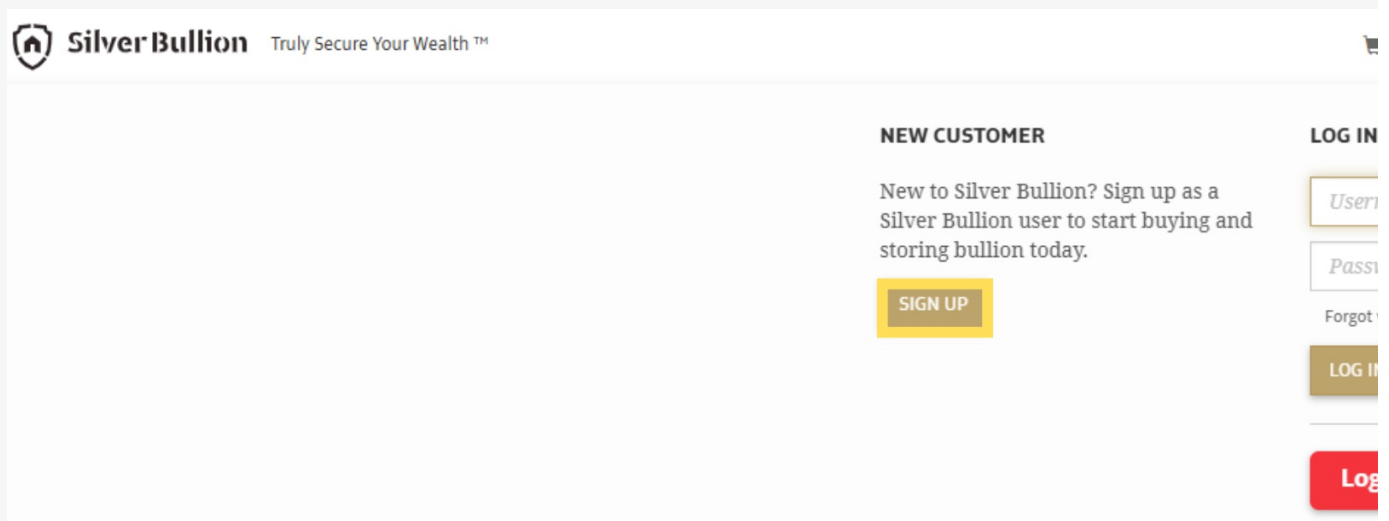
How to enable Time-Based One Time Password (TOTP) Two-Factor Authentication for New Users

If you are an existing user or already have an account, please refer to "Enable 2FA for Existing Users".

THE STEPS:

Step 1

Click on **Sign Up | Log In** (top right corner of the page), fill up username and password, then select I



Step 2

Select the type of account you wish to open. Learn more about the types of accounts [HERE](#).

Due to maintenance, selling of metals for cryptocurrencies is temporarily unavailable.

OPEN AN ACCOUNT



Personal Account

An account registered in the name of an individual and with that individual being the sole beneficiary of the account.



Joint Account

An account registered in the name of two (2) individuals under joint tenancy with rights of survivorship.



Joint Account with a Minor

An account registered in the name of two individuals, with one being under 18 years of age. This type of account is held under joint tenancy with rights of survivorship.



Trust Account

An account registered in the name of a trust, while a trustee controls the management of the investments.



Business Account

An account registered in the name of corporations, company, partnership, limited liability companies or unincorporated legal structures.



Retirement Account

An account registered in the name of retirement investment vehicles held by the client such as IRA LLCs, Self-Directed Superannuation, etc.

Step 3

Choose to sign up with online form.

SIGN UP USING ONLINE FORM



Personal Account

Registered under one individual, who is the sole account holder and beneficiary.



Joint Account

Registered under two individuals, with joint ownership and rights of survivorship. One holder maybe a minor (under 18).



Company

Registered under a company or legal entity.



Trust Account

Registered under a trust, managed by trustee on behalf of the beneficiaries.



Retirement Account

Registered under a retirement vehicle such as IRA LLCs, Self-Directed IRAs, or Superannuation.

Step 4

To sign up with online form, just fill in personal and contact information in the textboxes.

ACCOUNT REGISTRATION

To open a Silver Bullion account, you must be:

- ✓ At least 18 years old ✓ Not insolvent or bankrupt ✓ Not a citizen/resident of [Restricted Coun](#)

Personal Account

Joint Account

Personal Information

Salutation

Select



Full Name as per ID *

Enter your full name as per ID

First Name *

Enter your first name

Last Name *

Enter your last name

Date of Birth *

dd/mm/yyyy



Sex *

Select

Nationality *

Type a country name





Country of Residence *


Type a country name

Contact Information

Email *

 Enter your email address

Phone * 

 Enter your phone number

Residential Address (No P.O. Box)

Street 1 *

Enter your street address

Street 2

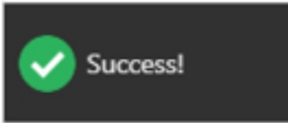
Apartment, suite, etc. (optional)

Step 5

Once the details have been filled up, press on Accept & Create.

I confirm that I am not opening a duplicate account under the same account type. * ⓘ

By creating an account, I acknowledge that I have read, understood, and agree to be bound by Silver Bull **Service** and **Privacy Policy**, including all applicable policies, procedures, and any amendments or supplements.



Back

Step 6

Press **Authenticator App**.



Two-Factor Authentication

Manage your two-factor authentication settings to enhance your account security and protect your digital assets.

Authenticator App Recommended

Generate secure time-based codes using apps like 2FAS, Microsoft Authenticator, Google Authenticator, or Authy.

[Set Up Authenticator App](#)

SMS Text Message

Receive verification codes via text message to your registered phone number.

[Set Up SMS Authentication](#)

Step 7

Open your preferred authenticator app on your device and scan the QR code displayed on the screen.



Setup Authenticator App

Configure your authenticator app by scanning the QR code or entering the secret key manually to enable secure two-factor authentication.

STEP 1: ADD SILVER BULLION TO YOUR AUTHENTICATOR APP

Use your authenticator app to scan the QR code below, or manually enter the secret key if scanning is not available.



Cannot scan the QR code? Copy and paste this secret key into your authenticator app:

Step 8

In the authenticator app, select your Silver Bullion account.

Suggested



user0001

silverbullion.com.sg

Create New Password...

Step 9

Enter the code generated by the authenticator app into the provided text box.

A screenshot of the Silver Bullion app interface. It shows a dark-themed card with the app's logo at the top. Below the logo, the text "Silver Bullion" is displayed. The card contains several fields: "Username" with the value "user0001", "Password" with "*****", "Code" with "123456", "Website" with "silverbullion.com.sg", "Modified" with "Today", and a "Notes" field at the bottom.

Username	user0001
Password	*****
Code	123456
Website	silverbullion.com.sg
Modified	Today
Notes	

STEP 2: VERIFY SETUP

Enter the 6-digit codes from your email and authenticator app to confirm the setup and activate two-factor authentication.

Email Verification Code *

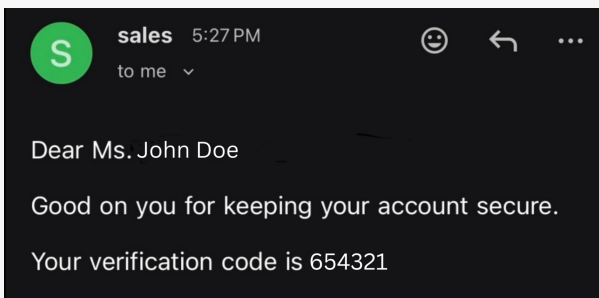
Authenticator Code *

CONFIRM

GO BACK

Step 10

Enter the code generated by the authenticator app into the provided text box.



STEP 2: VERIFY SETUP

Enter the 6-digit codes from your email and authenticator app to confirm the setup and activate two-factor authentication.

Email Verification Code *

Authenticator Code *

CONFIRM

GO BACK