

# OPEN A RETIREMENT ACCOUNT

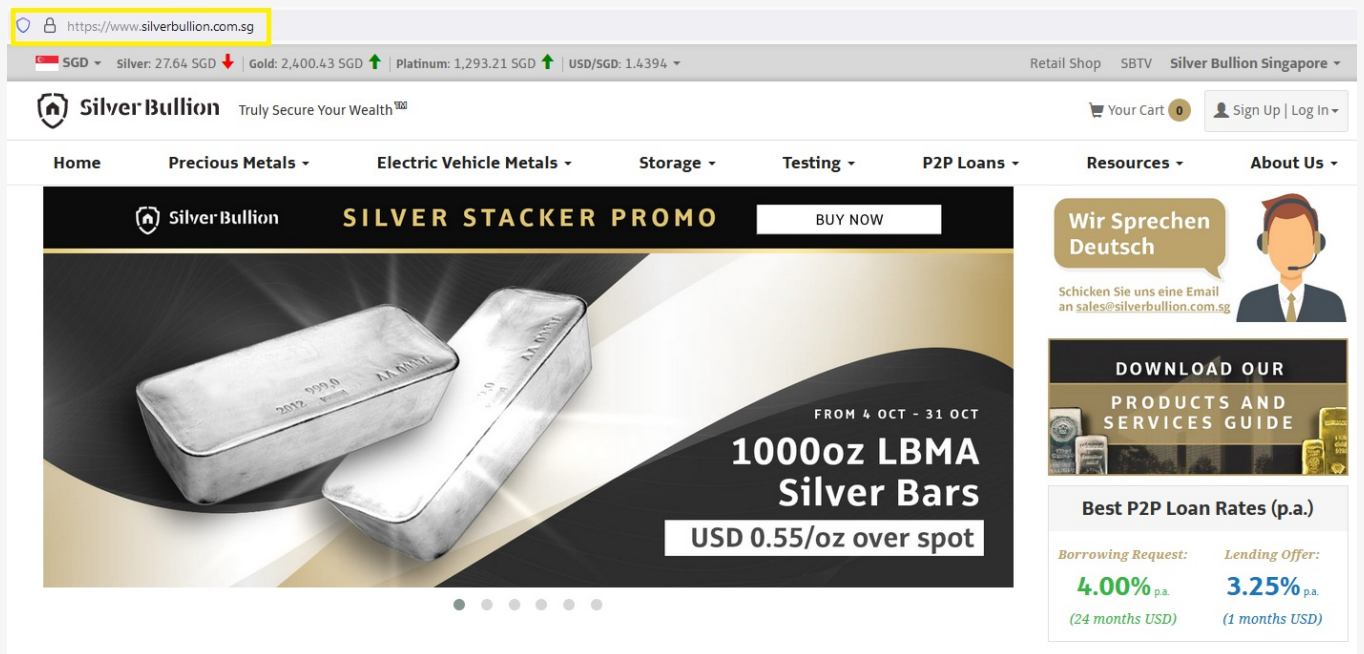
If you encounter any problems while following this procedure, please contact us for assistance at [support@silverbullion.com.sg](mailto:support@silverbullion.com.sg) or call us at [+65 6100-3040](tel:+6561003040), [+1 \(848\) 285-5466](tel:+18482855466) (US callers), [+44 114 697 7458](tel:+441146977458) (UK callers), [+31 970 102 57458](tel:+3197010257458) (EU callers), [+61 480 097 458](tel:+61480097458) (AU callers).

If you have an existing Silver Bullion Account, you can create another account by following the [MULTI-ACCOUNT GUIDE](#).

## THE STEPS:

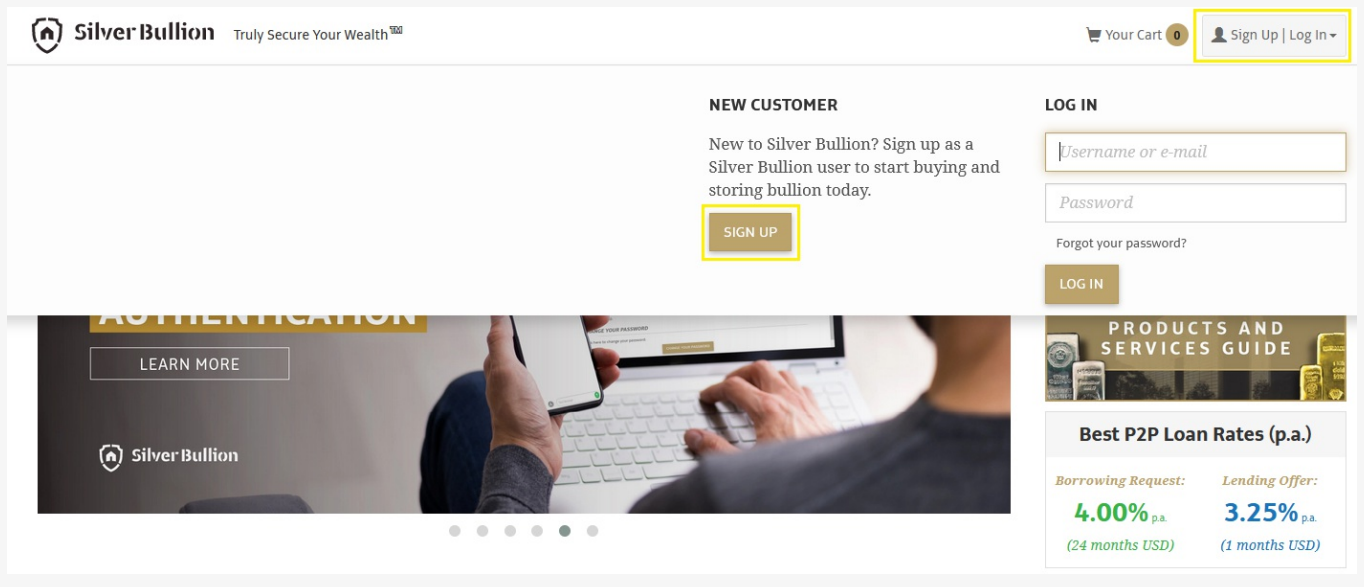
### Step 1

Go to our website at [WWW.SILVERBULLION.COM.SG](http://WWW.SILVERBULLION.COM.SG)




### Step 2

Click on **SIGN UP | LOG-IN** button (top right corner of the page) then click **SIGN UP** for new customers



### Step 3


Select the type of account you wish to open. Learn more about the types of accounts [HERE](#).

 **Silver Bullion** Truly Secure Your Wealth™ Your Cart 0 [Sign Up](#) | [Log In](#)


[Home](#) [Precious Metals](#) [Electric Vehicle Metals](#) [Storage](#) [Testing](#) [P2P Loans](#) [Resources](#) [About Us](#)

---


**SIGN UP AS A SILVER BULLION USER**

  
**Personal Account**


An account registered in the name of an individual and with that individual being the sole beneficiary of the account.

  
**Joint Account**


An account registered in the name of two (2) individuals under joint tenancy with rights of survivorship.

  
**Trust Account**


An account registered in the name of a trust, while a trustee controls the management of the investments.

  
**Joint Account with a Minor**

An account registered in the name of two (2) individuals, with one being under 18 years of age. This type of account is held under joint tenancy with rights of survivorship.


  
**Business Account**


An account registered in the name of corporations, company, partnership, limited liability companies or unincorporated legal structures.


  
**Retirement Account**

An account registered in the name of a retirement investment vehicles held by the client such as IRA LLCs, Self-Directed IRA, Superannuation, etc.

Choose a type of Retirement:

  
IRA LLC

  
Self-directed IRA

  
Others

<b>Opening a Personal Account? Click <a href="#">HERE</a>.</b>	<b>Opening a Joint Account? Click <a href="#">HERE</a>.</b>
<b>Opening a Business/Company Account? Click <a href="#">HERE</a>.</b>	<b>Opening a Trust Account? Click <a href="#">HERE</a>.</b>

### Step 4

Fill in your basic information, mobile number, and email in the respective field. We will use this to send you important communications like transaction confirmation. Your mobile number can be used to activate **two-factor authentication (2FA)** to increase your account security.



**Retirement Account**


An account registered in the name of a retirement investment vehicles held by the client such as IRA LLCs, Self-Directed IRA, Superannuation, etc.

Basic information

How did you find out about us?

- Send me newsletters and keep me updated with everything Gold and Silver.
- I want to receive customer notifications via encrypted secure notification.
- [About encrypted secure notifications](#)

I am human



hCaptcha  
Privacy - Terms

### Step 5

Fill in your nationality and preferred currency. We will use this nationality information to activate some asset protection functions in your account, like the [NATIONALIZATION EVENT PROTECTION](#) feature.

**Pro-Tip:** Preferred currency ensures that products are priced at that currency every time you log-in to your account. The preferred currency can always be changed in your account profile. See guide [CHANGING ACCOUNT SETTINGS](#).

### Step 6

Fill in your username and password. This is case-sensitive. You'll need to remember it to log into your account in the future.

Create The User For IRA/Retirement Self-directed IRA Account

<input type="text" value="Mr."/>	<input type="text" value="United States (+1)"/>
<input type="text" value="John"/>	<input type="text" value="12345678987"/>
<input type="text" value="Doe"/>	<input type="text" value="john.doe@johndoe.com"/>
<input type="text" value="United States"/>	<input type="text" value="USD - US Dollar"/>

User Name

- Username characters may include letters, numbers and the special characters (at sign(@), underscore(\_), hyphen(-) and dollar(\$))
- Username length should be between 5 and 20

Password



- Password needs to be at least 8 characters
- Add at least a number or a special character on your password
- At least one lowercase on your password

[CREATE USER](#)

### Step 7

Select the references on how you find out about us. If we are running a promotion with your referrer organization, your account will receive the promotional offer.

### Step 8

Tick the relevant selection is you wish to subscribe to our monthly newsletter and if you want to activate the encrypted secure notifications in your account. Subscribing to your newsletter ensures you are regularly updated about the latest news on precious metals and wealth protection as well updates on our ongoing promotional offers.

**Pro-Tip:** If you enabled the encrypted secure notifications, you would only receive generic notification e-mails that you have a message from us. To read the actual message, you would need to log-in to your account with us.

### Step 9

Click **ACCEPT & CREATE** to complete the account creation process.

### Step 10

**(OPTIONAL)** Upgrade to a S.T.A.R. Storage Account for FREE to access other exclusive services. Got to [UPGRADING TO S.T.A.R. STORAGE](#) for the step-by-step guide.

## WHAT HAPPENS NEXT?

You should receive an acknowledgment on the screen that your account has been opened. Your

account is immediately operable but will only be allowed to purchase for over-the-counter collection.

Access to all of the other services (e.g., bullion storage, gold savings account, secured peer-to-peer loans) requires a verified S.T.A.R. Storage Account. Upgrade to a S.T.A.R. Storage Account for FREE by following this guide [UPGRADING TO S.T.A.R. STORAGE](#).